

# Nanostructure Self-Organization as Cause of Wavelike Radiation Embrittlement of the RPV Steel

E.A. KRASIKOV\*

National Research Centre "Kurchatov Institute", Kurchatov Sq., 1, Moscow 123182, Russia

## \*Corresponding author

E.A. KRASIKOV, National Research Centre "Kurchatov Institute", Kurchatov Sq., 1, Moscow 123182, Russia, Email: ekrasikov@mail.ru.

Submitted: 11 Sep 2017; Accepted: 02 Oct 2017; Published: 06 Oct 2017

## Abstract

*Influence of neutron irradiation on reactor pressure vessel (RPV) steel degradation are examined with reference to the possible reasons of the substantial experimental data scatter and furthermore-nonstandard (non-monotonous) and oscillatory embrittlement behavior. In our glance this phenomenon may be explained by presence of the wavelike recovering component in the embrittlement kinetics.*

*In our opinion controversy in the estimation on neutron flux on radiation degradation impact may be explained by presence of the wavelike component in the embrittlement kinetics. Therefore flux effect manifestation depends on fluence level. At low fluencies radiation degradation has to exceed normative value, then approaches to normative meaning and finally became sub normative. As a result of dose rate effect manifestation peripheral RPV's zones in some range of fluencies have to be damaged to a large extent than situated closely to core.*

*Moreover as a hypothesis we suppose that at some stages of irradiation damaged metal have to be partially restored by irradiation i.e. neutron bombardment. Nascent during irradiation nanostructure undergo occurring once or periodically evolution in a direction both degradation and recovery of the initial properties. According to our hypothesis at some stage(s) of metal nanostructure degradation neutron bombardment became recovering factor. As a result oscillation arise that in tern lead to enhanced data scatter. In this case we have to consider irradiation as a recovery factor.*

*Disclosure of the steel degradation oscillating is a sign of the steel nanostructure cyclic self-recovery transformation as it take place in self-organization processes.*

**Keywords:** Reactor pressure vessel, steel, , embrittlement kinetics, nanostructure self-organization, material smart behavior.

## Introduction

Operating PWR's reactor pressure vessels are subject to multi-factor influence. It is practically impossible to reproduce some of this factors («long-time bias», e.g.) in the framework of experimental investigations including RPV surveillance specimens tests. Detailed information that can be obtained by means of taking through RPV wall samples immediate from the decommissioned RPVs is more representative than received by any another ways and therefore has a highest value.

Testing of the specimens presented a unique opportunity for qualifying consequences of long-term irradiation, multi-factor influence and dose rate (flux) effect on actual RPV properties. Data on radiation damage change through the ex-service RPV walls taking into account chemical factor and neutron flux were obtained.

Controversy in the opinions on neutron flux on radiation degradation

impact may be explained by presence of the wavelike component in the embrittlement kinetics that in turn is an indication of material intelligent behavior at some sections of RPV steel radiation embrittlement kinetics.

## Experimental Procedures

Along with routine investigations in Russia systematic research on actual radiation embrittlement of the decommissioned PWR pressure vessel via through samples (trepan) has been carried out. The earliest commercial PWR prototype unit Novovoronezh-1 (NV1) RPV after 20 years of operation was trepanned in 1987. Then Novovoronezh-2 (NV2), the oldest PWR type experimental reactor-prototype ERP and, finely, nuclear icebreaker NIB) «Lenin» RPVs also were trepanned. The most interesting and unexpected data were discovered during trepan of the first nuclear ship - icebreaker «Lenin» investigation.

Chemical analyses of the icebreaker RPV material were carried out with FSQ «Baird» optical emission spectrometer. Results can be seen in (Table 1).

**Table 1: Chemical composition of the icebreaker RPV materials under study [%wt.]**

Material	C	Mn	Si	P	Cu	Mo	Ni	Cr	V
Weld	0,05	1,03	0,41	0,035	0,15	0,49	0,17	1,39	0,15
Base	0,17	0,45	0,28	0,018	0,09	0,67	0,35	2,75	0,09

Fast ( $E \geq 0,5\text{MeV}$ ) neutron fluence evaluation was based on the specific Mn-54 and Nb-93m activities of the vessels steel and on the Nb-93m activity of the cladding.

The RPV materials radiation degradation (embrittlement) was determined by finding the ductile-to-brittle transition temperature shift (TTS). RKP-300 impact pendulum test machine for standard Charpy specimens testing was used.

The general dependence of the TTS on radiation embrittlement coefficient (REC) AF is as follows:

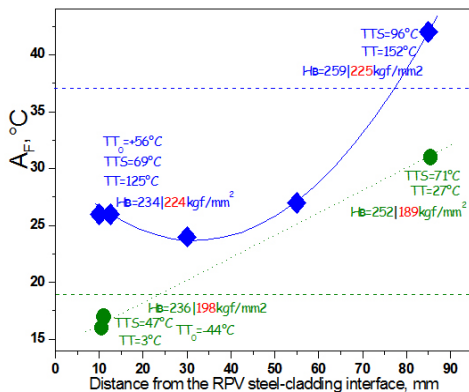
$$TTS = A_F \times F^n$$

where  $A_F$  is the radiation embrittlement coefficient and F is the fast ( $E \geq 0,5\text{MeV}$ ) neutron fluence in units of  $10^{18}\text{sm}^{-2}$  (fluence factor), n – coefficient ( $\sim 1/3$ ).

For Russian RPV Cr-Mo-V base steel  $A_F = A \times (P + 0,07\text{Cu})$ , where A-coefficient (800 at 270°C), P and Cu-are the weight concentrations of these elements.

### Test Results

The unexpected results of the icebreaker RPV weld and base metal studying are given in Figure 1, where one can recognize that the actual (measured) radiation embrittlement coefficients of the trepan materials for the periphery (remote) zone of the vessel are significantly higher that for the inner part. One can see also that hardness measurement and Charpy impact testing results agree.



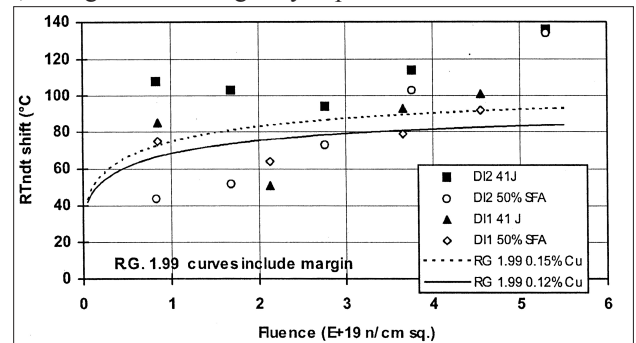
**Figure 1:** Radiation embrittlement coefficient  $A_F$  and hardness value HB through the icebreaker RPV wall distribution. TT – transition temperature,  $TT_0$  – transition temperature in initial state. Note:  $H_B = 252|189\text{kgf/mm}^2$  – hardness values at as-received condition|after annealing 650°C/2h.

### Data Analysis and Discussion

First impression from foregoing decommissioned PWR pressure vessel material properties study - enhanced degradation rate at low neutron fluxes. Registered facts denote that known as «flux effect» factor was in action. Unexpected circumstance however is reduced embrittlement zone appearance that follows after of previous part of enhanced embrittlement. It is seen by means of TTS on neutron flux and fluence dependencies observation.

In support of the unusual materials gained, we started «flux effect» purposeful study using surveillance specimens from WWER-440/213 RPV. Taking into account the flux level that is the irradiation position of the selected standard Charpy-type surveillance specimens additional sub size specimens were manufactured and tested. Analysis shows that 3 fold difference in flux level may lead to evident distinction in terms of TTS:  $\sim 60^\circ\text{C}$  at neutron fluence of  $4 \times 10^{19}\text{cm}^{-2}$  and copper concentration as low as  $\sim 0,1\%$  mass [1].

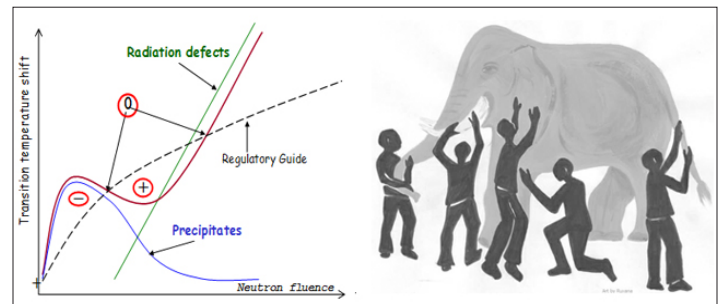
Search of similar far from trivial effect brings to example where it characterized by authors as «quite atypical» for Doel I, II weld metal SS data (Figure 2) [2]. One can recognize that relatively to Regulatory Guide 1.99 curves zones with opposite effects take place, enlarged shift changes by depressed one.



**Figure 2:** Doel I, II weld - surveillance results.

For the sake of correctness, it is necessary to underline that the first mention concerning distinction between test reactors and low-lead-factor (surveillance) data had appeared as early as 1980 [3].

Summing the previously mentioned on the subject discussed one might conclude, that depending of the fluence level reached manifestation of the «flux effect» in reference to Guide pattern may be quite different, namely: negative, positive and «two zeros» as represented in (Figure 3). Situation looks like famous parable «blind men and an elephant», where a group of blind men (or men in the dark) touch an elephant to learn what it is like. The story is used to indicate that reality may be viewed differently depending upon one’s perspective, suggesting that what seems an absolute truth may be relative due to the deceptive nature of half-truths.

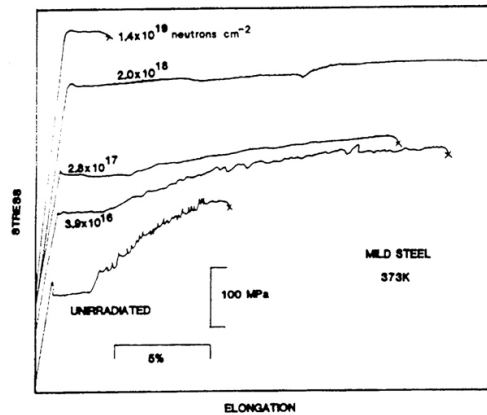


**Figure 3:** Sketch of the flux effect manifestation. Blind men and an elephant

Regulatory Guide dependence (formula) has appeared as a result of forced irradiation in test reactors. One can recognize however that specific properties of metal and actual reactor environment may deform this ideal trajectory to the extend that

curve monotony character damage. The very wonderful fact is the enhanced degradation aftereffect of the temporary weakening of the embrittlement appearance. Possible comprehensible explanation is as follows: the radiation-induced copper-rich precipitates nature (dimensions and concentration) alteration. Evidently, we have fixed phenomenon similar to observed in where neutron irradiation in some range of doses improves the mechanical properties of the unirradiated mild steel (**Figure 4**) [4].

It is seen that irradiation of unirradiated (initial condition) steel up to dose of  $\sim 2,0 \times 10^{18} \text{ cm}^{-2}$  along with strengthening lead to more than 2-fold ductility increase.



In accordance with sketch of Figure 3 flux effects manifestation depends on fluence level. At low fluencies radiation degradation has to exceed normative value, then approaches to normative meaning and finally became sub normative. As a result of dose rate effect manifestation peripheral RPV's zones in some range of fluencies have to be damaged to a large extent than situated closely to core.

## Conclusion

Influence of neutron irradiation on reactor pressure vessel (RPV) steel degradation are examined with reference to the possible reasons of the substantial experimental data scatter and furthermore - nonstandard (non-monotonous) and oscillatory embrittlement behavior. In our glance this phenomenon may be explained by presence of the wavelike recovering component in the embrittlement kinetics.

We suppose that the main factor affecting steel anomalous embrittlement is fast neutron intensity (dose rate or flux), flux effect manifestation depends on state-of-the-art fluence level. At low fluencies radiation degradation has to exceed normative value, then approaches to normative meaning and finally became sub normative. Data on radiation damage change including through the ex-service RPVs taking into account chemical factor, fast neutron fluence and neutron flux were obtained and analyzed.

In our opinion controversy in the estimation on neutron flux on radiation degradation impact may be explained by presence of the wavelike component in the embrittlement kinetics. Therefore flux effect manifestation depends on fluence level. At low fluencies radiation degradation has to exceed normative value, then approaches to normative meaning and finally became sub normative.

As a result of dose rate effect manifestation peripheral RPV's zones in some range of fluencies have to be damaged to a large extent than situated closely to core. This finding recently was confirmed by German scientists [5].

Moreover as a hypothesis we suppose that at some stages of irradiation damaged metal have to be partially restored by irradiation i.e. neutron bombardment. Nascent during irradiation structure undergo occurring once or periodically transformation in a direction both degradation and recovery of the initial properties. According to our hypothesis at some stage(s) of metal structure degradation neutron bombardment became recovering factor.

Disclosure of the steel degradation oscillating is a sign of the steel structure cyclic self-recovery transformation as it take place in self-organization processes. This assumption has received support through the discovery of the similar "anomalous" data in scientific publications and by means of own additional experiments.

Data obtained stimulate looking-for ways to management of the structural steel radiation stability (for example, by means of nano - structure modification for radiation defects annihilation intensification) for creation of the smart self-recovering material.

## References

1. V.A. Nikolaenko, E.A. Krasikov (2004) Dose rate effect on WWER-440/213 RPV materials embrittlement, Atomic energy 97: 177-182 (in Russian).
2. R. Gerard, A. Fabry (1996) In-service embrittlement of the pressure vessel welds at the Doel I and II NPPs, in D. Gelles, R. Nanstad (Eds.), Effects of radiation on materials ASTM STP 1270, West Conshohocken, PA, Ann Arbor 294-319.
3. T.U. Marston (1980) Radiation embrittlement significance of its effects on integrity and operation of PWR pressure vessels. Nuclear Safety 21: 724-730.
4. Murty K.L. (1984) Is neutron irradiation exposure always detrimental to metals (steels)? Nature 308: 51-52.
5. H.W. Viehrig, M. Valo (2012) Fracture Mechanics Characterization of the Beltline Welding Seam of the Decommissioned WWER-440 RPV of NPP Greifswald Unit 4, International Journal of Pressure Vessels and Piping 89: 129-136.

**Copyright:** ©2017 E.A. KRASIKOV. This is an open-access article distributed under the terms of the Creative Commons Attribution License, which permits unrestricted use, distribution, and reproduction in any medium, provided the original author and source are credited.